

# Farbcode












# Towerausschnittplatten(Layher)

## **Farbcode Towerausschnittplatten (Layher)**

Die Belagsseite zeigt nach unten beim lackieren(Podest auf dem Kopf)

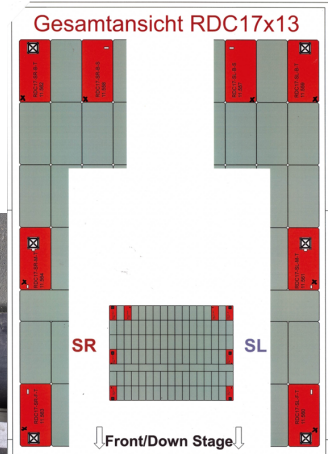


		Maße lange Seite					
		von Außenkante					
Angaben in mm		600	50	50	50	50	50

		Maße kurze Seite					
		von Außenkante					
Angaben in mm		375	50	50	50	50	50

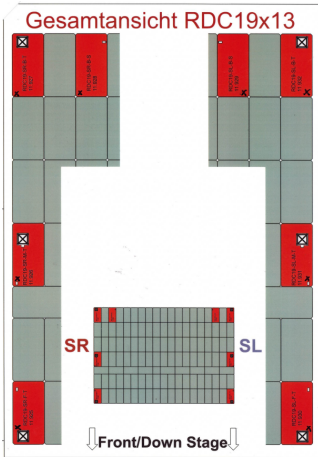

SDC14			
RDC14			
RDC17			
RDC19			

Beispielbilder

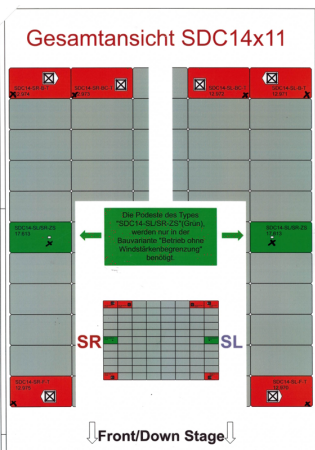




RDC 17:



RDC 19:



SDC 14:



---

Revision #3

Created 16 April 2026 14:46:14 by Moritz

Updated 20 April 2026 08:54:45 by Finn